






2023068 MASTERS SUPER SIX GAUTENG NORTH (SENIORS)  
WD 70

Box 1

				1.	2.	3.	4.	5.	6.
TSA480035	EDEN		1. Coreen GULDENPFENNIG Elsabie FERREIRA		6-1, 6-3	6-0, 7-5	6-1, 6-0	1-6, 4-6	6-1, 6-0
TSA450046	GN		2. Elmarie LATEGAN Blyda BURGER	1-6, 3-6		6-4, 6-3	6-0, 7-5	4-6, 2-6	6-3, 6-3
TSA460051	GN		3. Danilla WHELPTON Lyn LYNDON	0-6, 5-7	4-6, 3-6		6-2, 6-3	4-6, 1-6	7-6, 4-6, 7-6
TSA470068	GN		4. Gail VAN DEN BERG Rene SCHOCH	1-6, 0-6	0-6, 5-7	2-6, 3-6		0-6, 0-6	6-4, 6-4
TSA521033	KZN		5. Carine PUCKRIN Jilda MANSON	6-1, 6-4	6-4, 6-2	6-4, 6-1	6-0, 6-0		6-0, 6-0
TSA500006	GN		6. Estie DU TOIT Hermi DAY	1-6, 0-6	3-6, 3-6	6-7, 6-4, 6-7	4-6, 4-6	0-6, 0-6	

Standings	Points	Wins	Losses	Sets	Games
1. MANSON / PUCKRIN	10	5	0	10 - 0 (100%)	60 - 16 (78.95%)
2. FERREIRA / GULDENPFENNIG	8	4	1	8 - 2 (80%)	54 - 23 (70.13%)
3. BURGER / LATEGAN	6	3	2	6 - 4 (60%)	47 - 42 (52.81%)
4. LYNDON / WHELPTON	4	2	3	4 - 7 (36.36%)	47 - 60 (43.93%)
5. SCHOCH / VAN DEN BERG	2	1	4	2 - 8 (20%)	23 - 57 (28.75%)
6. DAY / DU TOIT	0	0	5	1 - 10 (9.09%)	33 - 66 (33.33%)

