




2024037 Rainbow Kidz FS Super 8 10+U
Green Ball Boys

Box 1

				1.	2.	3.	4.
TSA161065	GN		1. DU TOIT Andreas		4-5	2-7	5-4
TSA141072	BOR		2. KINGWILL Nathan	5-4		5-4	8-1
TSA141264	FS		3. LOUW Benjamin	7-2	4-5		9-0
TSA151097	NC		4. SLABBERT Pierre	4-5	1-8	0-9	






Standings	Points	Wins	Losses	Sets	Games
1. Nathan KINGWILL	6	3	0	3 - 0 (100%)	18 - 9 (66.67%)
2. Benjamin LOUW	4	2	1	2 - 1 (66.67%)	20 - 7 (74.07%)
3. Andreas DU TOIT	2	1	2	1 - 2 (33.33%)	11 - 16 (40.74%)
4. Pierre SLABBERT	0	0	3	0 - 3 (0%)	5 - 22 (18.52%)

Box 2

				1.	2.	3.	4.
TSA141089	FS		1. NEL Joshua		6-3	6-3	3-6
	EP		2. STANHAM Blake	3-6		3-6	3-6
TSA141046	FS		3. DU PLESSIS Johandre	3-6	6-3		3-6
TSA141194	WP		4. TROSKIE Lucas	6-3	6-3	6-3	


Standings	Points	Wins	Losses	Sets	Games
1. Lucas TROSKIE	6	3	0	3 - 0 (100%)	18 - 9 (66.67%)
2. Joshua NEL	4	2	1	2 - 1 (66.67%)	15 - 12 (55.56%)
3. Johandre DU PLESSIS	2	1	2	1 - 2 (33.33%)	12 - 15 (44.44%)
4. Blake STANHAM	0	0	3	0 - 3 (0%)	9 - 18 (33.33%)

Box 3

				1.	2.	3.	4.	5.
TSA141212	NC		1. SLABBERT Bernard		3-6	2-7	6-3	1-8
TSA141228	EDEN		2. SCHAFER Ulrich	6-3		6-3	8-1	0-9
TSA141019	FS		3. MAARTENS Jaques	7-2	3-6		5-4	1-8
TSA141344	NC		4. ENGELBRECHT Sion	3-6	1-8	4-5		0-9
TSA161009	WP		5. HALEY Tom	8-1	9-0	8-1	9-0	

Standings	Points	Wins	Losses	Sets	Games
1. Tom HALEY	8	4	0	4 - 0 (100%)	34 - 2 (94.44%)
2. Ulrich SCHAFER	6	3	1	3 - 1 (75%)	20 - 16 (55.56%)
3. Jaques MAARTENS	4	2	2	2 - 2 (50%)	16 - 20 (44.44%)
4. Bernard SLABBERT	2	1	3	1 - 3 (25%)	12 - 24 (33.33%)
5. Sion ENGELBRECHT	0	0	4	0 - 4 (0%)	8 - 28 (22.22%)

Box 4

				1.	2.	3.	4.	5.
	Gabo		1. CHAKANYUKA Israel Junior		W/O	W/O	W/O	W/O
	FS		2. ELS Merwe	Opponent W/O		0-9	2-7	2-7
TSA141031	FS		3. CLAASSENS LIEWAN	Opponent W/O	9-0		9-0	9-0
TSA141250			4. BILLSON Levi	Opponent W/O	7-2	0-9		6-3
	Wine		5. SCHWABE Johan	Opponent W/O	7-2	0-9	3-6	

Standings

	Points	Wins	Losses	Sets	Games
1. LIEWAN CLAASSENS	8	4	0	3 - 0 (100%)	27 - 0 (100%)
2. Levi BILLSON	6	3	1	2 - 1 (66.67%)	13 - 14 (48.15%)
3. Johan SCHWABE	4	2	2	1 - 2 (33.33%)	10 - 17 (37.04%)
4. Merwe ELS	2	1	3	0 - 3 (0%)	4 - 23 (14.81%)
5. Israel Junior CHAKANYUKA	0	0	4	0 - 0 (0%)	0 - 0 (0%)