








2018046 FS Mini 3  
BS 10

Roger Federer

				1.	2.	3.	4.	5.
TSA091061	FS		1. [1] LIEBENBERG Albert		3-8	8-6	8-3	Opponent W/O
TSA091116	NC		2. [3] VAN DER POST Henk	8-3		6-8	8-0	Opponent W/O
TSA081357	FS		3. ORJI Franklin	6-8	8-6		5-8	Opponent W/O
TSA081147	FS		4. CROUS Juan-Pierre	3-8	0-8	8-5		Opponent W/O
TSA081308			5. MAJONGA Ruvarashe	W/O	W/O	W/O	W/O	

Standings	Points	Wins	Losses	Sets	Games
1. [3] Henk VAN DER POST	6	3	1	3 - 1 (75%)	28 - 11 (71.79%)
2. [1] Albert LIEBENBERG	6	3	1	3 - 1 (75%)	25 - 17 (59.52%)
3. Franklin ORJI	4	2	2	2 - 2 (50%)	25 - 22 (53.19%)
4. Juan-Pierre CROUS	4	2	2	2 - 2 (50%)	17 - 21 (44.74%)
5. Ruvarashe MAJONGA	0	0	4	0 - 4 (0%)	0 - 24 (0%)

Rafael Nadal

				1.	2.	3.	4.	5.	6.
TSA101025	FS		1.	[2] MANDIC Jovan		8-0	8-4	8-2 8-3	8-4
TSA091133	FS		2.	[4] GOODCHILD Matthew	0-8		6-8 4-8	8-6	6-8
TSA101030	FS		3.	PEYPER HANNES	4-8	8-6		8-5 5-8	8-6
TSA081346	FS		4.	MULLER Pieter	2-8	8-4	5-8		8-3 1-8
TSA081130	FS		5.	BADENHORST Daniël	3-8	6-8	8-5 3-8		0-8
TSA081279	NC		6.	NEL Dehan	4-8	8-6	6-8	8-1 8-0	

Standings	Points	Wins	Losses	Sets	Games
1. [2] Jovan MANDIC	10	5	0	5 - 0 (100%)	40 - 13 (75.47%)
2. Dehan NEL	6	3	2	3 - 2 (60%)	34 - 23 (59.65%)
3. HANNES PEYPER	6	3	2	3 - 2 (60%)	33 - 33 (50%)
4. Pieter MULLER	4	2	3	2 - 3 (40%)	24 - 31 (43.64%)
5. [4] Matthew GOODCHILD	2	1	4	1 - 4 (20%)	24 - 38 (38.71%)
6. Daniël BADENHORST	2	1	4	1 - 4 (20%)	20 - 37 (35.09%)

1/2 Playoff

[3] Henk VAN DER POST	
	Henk VAN DER POST
[2] Jovan MANDIC	8-6

3/4 Playoff

[1] Albert LIEBENBERG	
	Albert LIEBENBERG
Dehan NEL	8-3

5/6 Playoff

Franklin ORJI	
	HANNES PEYPER
HANNES PEYPER	8-6

7/8 Playoff

Juan-Pierre CROUS	
	Juan-Pierre CROUS
Pieter MULLER	8-5

9/10 Playoff

BYE	
E1	
BYE	Matthew GOODCHILD